

Dee Sign®

A Third Generation Family Business



"Houses at the Seine River" by Alfred Sisley, used with permission.

2016 SOTHEBY'S INTERNATIONAL REALTY BROCHURE

Dee Sign Company 6163 Allen Road West Chester, OH 45069 • 1.800.333.7446 • DeeSign.com/Sothebys

Hanging Panel Options

Includes two top holes with grommets and two bottom holes. Add 60¢ for eyelets for two bottom holes.

Our wide variety of material choices allows you to choose the most durable material for your market.

Premier
Sotheby's
INTERNATIONAL REALTY

Mark Joyce
704.502.4873

premiersothebysrealty.com 704.248.0243
Each Office is Independently Owned And Operated.

Wilson & Co. 
Sotheby's
INTERNATIONAL REALTY

Bradley Wilson
805.550.2113

wilsonandcosir.com 805.543.7727
Each Office is Independently Owned And Operated.

Four Seasons 
Sotheby's
INTERNATIONAL REALTY

802.417.3614

fourseasonssir.com
Each Office is Independently Owned And Operated.

Heritage House 
Sotheby's
INTERNATIONAL REALTY

732.615.9898

heritagehousesir.com
Each Office is Independently Owned And Operated.



#880 Aluminum Swingpost

Main Panel: 24" wide only (multiples of 3)
Post: 3" wide by 2 1/4" deep. 58" high at top of crossarm installed (64" overall). Powder coated gray to enhance appearance and durability. Three sections for easy transport.

Post Price: **\$69.00**

#860 or #861 Steel Swingpost

Main Panel: 24" wide only (multiples of 4)
Post: 1 1/4" x 1 1/4" steel square tubing. Powder coated gray to enhance appearance and durability. Three sections for easy transport.
Height: 58" high at top of crossarm (64" overall height)





Post Price: **\$43.10**

#840 Steel Swingpost

Main Panel: 24" wide only (multiples of 6)
Post: 1" x 1" steel square tubing. Powder coated gray to enhance appearance and durability. Two sections for easy transport.
Height: 40" high at top of crossarm

Post Price: **\$35.80**

Hanging Panels pricing for Swingposts 24"x 24" & 30"x 24"

24"x 24"	100	50	25	12	6	30"x 24"	100	50	25	12	6
3/16" hardboard or .10 Poly. (it bows)	\$10.90	12.50	14.30	20.00	27.10	3/16" hardboard or .10 Poly. (it bows)	\$12.60	14.10	16.10	20.40	29.10
 Durabond	\$12.25	13.85	15.65	21.35	28.45	 Durabond	\$14.20	15.70	17.70	22.00	30.70
 Reflective Durabond	\$28.10	29.70	31.50	37.20	44.30	 Reflective Durabond	\$33.55	35.05	37.05	41.35	50.05
24 gauge Steel	\$13.90	15.50	17.30	23.00	30.10	24 gauge Steel	\$19.10	20.60	22.60	26.90	35.60
.150 Poly. (it bows)	\$18.05	19.65	21.45	27.15	34.25	.150 Poly. (it bows)	\$21.30	22.80	24.80	29.10	37.80
.063 Aluminum	\$24.05	25.65	27.45	33.15	40.25	.063 Aluminum	\$28.25	29.75	31.75	36.05	44.75
.063 Reflective Aluminum	\$39.90	41.50	43.30	49.00	56.10	.063 Reflective Aluminum	\$47.60	49.10	51.10	55.40	64.10

America's #1 Real Estate Sign Manufacturer Selling Direct to REALTORS® Since 1967



#203 Sign



#250 Sign



#A03 Sign



#A50 Sign

#203 Sign

Steel Frame: 42" high. 3/4"x 3/4"x 1/8" angle. Powder coated blue for enhanced appearance and durability.

Main Panel: 24"x 24" 3/16" hardboard.

#203 Complete Signs	100	50	25	12	6
3/16" hardboard	\$32.80	34.20	36.20	40.60	49.30
Durabond	\$34.15	35.55	37.55	41.95	50.65
Refl. Durabond	\$50.00	51.40	53.40	57.80	58.55
.150 Poly. (it bows)	\$39.95	41.35	43.35	47.75	56.45
.063 Aluminum	\$45.95	47.35	49.35	53.75	62.45
.063 Refl. Aluminum	\$61.80	63.20	65.20	69.60	78.30

Frame only: **\$23.40 ea.**

#250 Sign

Steel Frame: 50" high. 3/4"x 3/4"x 1/8" angle. Powder coated blue for enhanced appearance and durability. Space for top & bottom riders.

Main Panel: 24"x 24" 3/16" hardboard.

#250 Complete Signs	100	50	25	12	6
3/16" hardboard	\$34.20	35.70	37.70	42.10	50.70
Durabond	\$35.55	37.05	39.05	43.45	52.05
Refl. Durabond	\$51.40	52.90	54.90	59.30	67.90
.150 Poly. (it bows)	\$41.90	43.30	45.30	49.50	57.90
.063 Aluminum	\$48.85	50.25	52.25	56.45	64.85
.063 Refl. Aluminum	\$68.20	69.60	71.60	75.80	84.20

Frame only: **\$25.40 ea.**

#A03 Sign

Heavy Duty Steel Frame: 44" high. 1" angle uprights with 3/4" crossbar. Powder coated blue for enhanced appearance and durability. Riders slip in.

Main Panel: 24"x 24" 24 gauge steel with galvanized coating underneath.

#A03 Complete Signs	100	50	25	12	6
Durabond	\$34.25	35.75	37.65	42.15	50.75
Refl. Durabond	\$50.10	51.60	53.50	58.00	66.60
24 gauge Steel	\$36.90	38.40	40.30	44.80	53.40
.063 Aluminum	\$46.95	48.35	50.35	54.75	63.45
.063 Refl. Aluminum	\$62.80	64.20	66.20	70.60	79.30

Frame only: **\$24.20 ea.**

#A50 Sign

Heavy Duty Steel Frame: 50" high. 1" angle uprights with 3/4" crossbar. Powder coated blue for enhanced appearance and durability. Riders slip in.

Space for top & bottom riders.

Main Panel: 24"x 24" 24 gauge steel with galvanized coating underneath.

#A50 Complete Signs	100	50	25	12	6
Durabond	\$35.55	37.05	39.05	43.45	52.05
Refl. Durabond	\$51.40	52.90	54.90	59.30	67.90
24 gauge Steel	\$38.20	39.70	41.70	46.10	54.70
.063 Aluminum	\$48.35	49.85	51.85	56.25	64.85
.063 Refl. Aluminum	\$64.20	65.70	67.70	72.10	80.70

Frame only: **\$26.10 ea.**

No bolts! No screws! Just slips in! Panels printed identically on both sides. Custom artwork designed especially for you at no additional cost!

Directional & Open House A-Frame "Tent" Signs

with 18" x 24" and 24" x 24" Panel Styles

Sign Topper!
\$7.60 ea.
in any quantity



#A-229 Single panel sign with handle

Steel Frame: 30" high. Powder coated blue.
Panel: One 18"x 24" hardboard panel.
Complete Sign Weight: 10 lbs. with 1 panel.

Complete Sign pricing					
Qty.	Ident.	100	50	25	12
#A-229		\$29.80	32.10	34.60	37.30

#A-218 Double panel sign with handle

Steel Frame: 30" high. Powder coated blue.
Panel: Two 18"x 24" panels.
Choose hardboard or Corrugated Plastic.
Complete Sign Weight: 7 lbs. w/2 Corrugated Plastic panels; 13 lbs. w/2 hardboard panels.

Complete Sign pricing					
Qty.	Ident.	100	50	25	12
#A-218		\$35.70	36.20	38.60	42.50

#A-224 Double panel sign with handle

Lightweight A-Frame: 25 1/2" high. Powder coated blue metal legs (w/plastic handle)
Double Panel: Two 18"x 24" Polyethylene panels. Riveted to blue metal legs.
Complete Sign Weight: 7 lbs.

Complete Sign pricing					
Qty.	Ident.	100	50	25	12
#A-224		\$35.70	36.20	38.60	42.50

MA30 Steel A-Frame

Steel A-Frame: 30" high, powder coated blue.
Panel: 18"x 24" or 24"x 24" Hardboard or Polystyrene.
Complete Sign Weight: 7 lbs.

Complete Sign pricing					
Qty.	Ident.	100	50	25	12
18x24		\$29.80	32.10	34.60	37.30
	24x24	\$35.80	38.10	40.60	43.30

Directional Panels (Use with frames shown in photos on these 2 pages, and on page 6)



10S 18"x 24"



12S 18"x 24"



14S 18"x 24"

Sotheby's International Realty, the Sotheby's International Realty logo and the Sotheby's International Marquis Privileges logo are registered (or unregistered) service marks licensed to Sotheby's International Realty Affiliates LLC and used with permission. Sotheby's International Realty Affiliates LLC fully supports the principles of the Fair Housing Act and the Equal Opportunity Act. Each Office is Independently Owned and Operated. Neither Sotheby's International Realty Affiliates LLC nor any of their respective franchisee or affiliated companies is providing any product or service in connection with the product or service described herein. Not all products or services are available in all states. All products and services are provided by the applicable service provider described herein. Realogy Corporation, and its subsidiaries, including Sotheby's International Realty Affiliates LLC, may receive compensation or other benefits, including goods and services, provided in connection with this promotion. Each agent and broker are responsible for complying with any consumer disclosure laws or regulations arising from participation in this program. Prices in this brochure are payable in US Dollars and are subject to change without notice. Dee Sign reserves the right to correct typographical errors.



MSFS 18"x 24" Open House Sign

Blue Steel A-Frame: 30" high, $\frac{3}{8}$ " round rod. Holds up to a 6h" x 24w" rider on top and has a welded holder for a pennant pole.

Panel: 18"x 24" Polystyrene.
Complete Sign Weight: 7 lbs.

Complete Sign pricing					
Qty. Ident.	100	50	25	12	6
MSFS	\$23.60	25.90	28.20	31.20	33.30

APV1 18x24 or 24x24 Open House Sign

Frame: 32" high. 1" White PVC.

Panel: 18"x 24" or 24"x 24" Polystyrene.
Complete Sign Weight: 9 lbs. with 18"x 24" panel, 10 lbs. with 24"x 24" panel.

Complete Sign pricing						
Qty.	Ident.	100	50	25	12	6
18x24		\$27.20	29.00	34.10	42.10	51.10
24x24		\$33.20	35.00	40.10	48.10	57.10

#A-203 Double panel sign with handle

Lightweight A-Frame: 25 $\frac{1}{2}$ " high. Powder coated blue metal legs (w/plastic handle)

Double Panel: Two 24"x 24" Polyethylene panels. Riveted to blue metal legs.
Complete Sign Weight: 9 lbs.

Complete Sign pricing						
Qty.	Ident.	100	50	25	12	6
#A-203		\$43.70	44.30	48.30	52.50	57.40

BS24 Barricade Sign

Frame: 32" high before opening. Sandwich A-Frame high strength molded ABS plastic. White or Black.

Panel: 24"x 24" Polystyrene.
Complete Sign Weight: 13 lbs.

Complete Sign pricing						
Qty.	Ident.	100	50	25	12	6
BS24		\$58.20	60.00	64.50	68.95	72.95

Directional Panels (Use with frames shown in photos on these 2 pages, and on page 6)

11S 24"x 24"



13S 24"x 24"



19S 24"x 24"



20S 24"x 24"



21S 24"x 24"



Lightweight Corrugated Frames



#974 Frame

#Y74 Frame

#H30H Frame

#294 Frame

#292 Frame

Wire Frame: 32" to bottom of panel.
Galvanized $\frac{3}{16}$ " round rod frame.

Frame: 21" to bottom of panel. Rigid,
black injection molded plastic sign.

Wire Frame: 30" to bottom of panel. $\frac{1}{4}$ "
black round rod frame

Steel Frame: 24" high. $\frac{3}{4}$ " x $\frac{3}{4}$ " x $\frac{1}{8}$ "
angle. Powder coated blue.

Steel Frame: 36" high. $\frac{3}{4}$ " x $\frac{3}{4}$ " x $\frac{1}{8}$ "
angle. Powder coated blue.

Panel: 12"x 12", 12"x 18" & 18"x 24"
panels. Small wire at the top slips inside
the panel allowing designs to show
clearly on both sides.

Panel: 12"x 12", 12"x 18" &
18"x 24" panels. Small wire at the top
slips inside the panel allowing designs to
show clearly on both sides.

Panel: 12"x 12", 12"x 18" & 18"x 24"
panels.

Panel: 12"x 18" panel.

Panel: 18"x 24" panel.

Frame: \$4.70 ea.

Frame: \$2.10 ea.

Frame: \$7.00 ea.

*** For 18"x 24" & 24"x 24" Directional Panel choices,
see pages 4 & 5.**

Quantity of Identical Panels (printed on both sides)


12"x 12" Single corrugated plastic panel only
12"x 18" Single corrugated plastic panel only
18"x 24" Single corrugated plastic panel only

	100	50	25	12	6
12"x 12" Single corrugated plastic panel only	\$7.20	10.60	12.40	15.80	19.30
12"x 18" Single corrugated plastic panel only	\$7.20	10.60	12.40	15.80	19.30
18"x 24" Single corrugated plastic panel only	\$8.10	11.60	13.90	17.80	22.90
#294 Complete Sign with 12"x 18" Double corrugated plastic panel	\$15.90	17.90	20.90	22.80	25.40
#292 Complete Sign with 18"x 24" Double corrugated plastic panel	\$18.00	19.90	22.80	25.20	27.60



Note: uneven
uprights are to
simplify panel
installation.


22S 12"x 18"



23S 12"x 18"



24S 12"x 18"




15S 12"x 12"



16S 12"x 12"



17S 12"x 12"



Directional Panels
(Use with frames shown in photos
on this page only)

Agent Name Riders 6"x 24" white copy on blue background

Price includes choice of hardboard, Steel or .10 Polystyrene. For holes in rider, add 5¢ per hole. For eyelets in holes, add 30¢ per eyelet.

Quantity 5 thru 9 - \$9.90 ea, 10 thru 24 - \$8.60 ea., 25 thru 49 - \$7.10 ea.

970.729.1070

Michael Lattmann

Maryjo Shaffer
941.961.0630

Stock Riders For Frames: \$5.20 ea. 6"x 24" hardboard. No holes. **For Swingposts: \$5.40 ea.** 6"x 24" hardboard, Steel or .10 Polystyrene. Includes 4 holes. Steel must have rounded corners. For eyelets in holes, add 30¢ per eyelet. Minimum 5.

Note: For Agent Name & Stock Riders below, add the following for these materials (per rider):

Durabond \$0.35, .150 Polyethylene: \$2.25, .063 Aluminum \$3.75, .063 Reflective Aluminum \$8.00.

SI92	SOLD	SI90	FOR RENT	SI95	OPEN HOUSE	SI96	BY APPOINTMENT ONLY
SI89	FOR SALE	SI03	FOR LEASE	SI04	POOL/SPA	SI58	PRICE REDUCED
SI97	SALE PENDING	SI02	LOT FOR SALE	SI99	→	SI94	OPEN SUNDAY
SI98	UNDER CONTRACT	SI86	WATERFRONT	SI85	NEW HOMES	SI87	SWIMMING POOL



Safety Pin Clips attach inserts to the bottom of the main hanging panel. 50¢ ea., or \$22.00 for bags of fifty. (shown both open and closed).

#285 Heavy Duty Commercial Sign

Four Seasons



Sotheby's

INTERNATIONAL REALTY

802.253.7267

fourseasonssir.com

Each Office is Independently Owned And Operated.

Space for 6"x 24" rider

Space for 6"x 24" rider

Famous Steel Frame

84" high. 1"x 1"x 1/8" angle. Powder coated blue to enhance their appearance and durability.

Main Panel: 48"x 48" x 3/16" hardboard. Panels slip in. Panels are printed identically on both sides. Add \$2.00 for varnish coat. Deduct \$6.00 to print panels on one side only.

Note: Also approved but not pictured is the #296 sign which holds a 48"x 36" personalized panel. Call for pricing, or check out on our website.

Qty. Identical	100	50	25	12	6
Complete Signs	\$127.50	135.50	142.70	154.90	173.30
Panels Only	\$75.80	82.90	86.20	103.00	121.20

Panel Materials:

3/16" Hardboard: Our most popular and economic material, is 3/16" thick, tempered and tough. It should weather outdoors for 12 to 18 months. We temper hardboard and coat the edges and flat surfaces with top quality paints. Over 75% of our customers choose hardboard because with all hazards that signs must endure, many are lost, damaged or stolen before they wear out.



Durabond is an Aluminum composite material. Aluminum on two sides of a polyethylene core. Will not RUST or BREAK! Works well in frames & hanging. Should weather for 36 months.

24 gauge Steel: Should weather for 36 months. Zinc coated underneath. Excellent material. Recommended for swinging signs. Will rust if paint and zinc undercoating are damaged.

Polyethylene: Should weather for 36 months. Tough to break. Recommended for hanging signs. Polyethylene bows, sometimes quite a lot. If this bowing will bother you, please choose a different material. We do not want to replace your signs later due to bowing. Also available in .10 thickness, which has the same characteristics.

.063" Aluminum: Should weather for 36 months. Extra thick aluminum is extremely rigid. An excellent material. Recommended for swinging signs in windy and wet areas because it will not rust.

.063" Reflective Aluminum: Should weather for 36 months. Extra thick aluminum is extremely rigid. An excellent material; Recommended for swinging signs. White areas reflect car lights at night. Will not rust.

1.800.DEE SIGN DeeSign.com

Dee Sign is located in West Chester, OH (a northern suburb of Cincinnati). From interstate-75, take exit 19 (Union Centre Boulevard). Turn right on Union Centre if you are traveling I-75 north and stay in the right lane until it dead ends at Cincinnati-Dayton Road. Turn right and proceed to the first traffic light (Allen Road). Turn right, and Dee Sign will be the second complex on the left (6163). We are open to serve you from 8:00 A.M. to 4:30 P.M. Eastern time.

PSRT STD
U.S. POSTAGE
PAID
Cincinnati, OH
Permit no. 9848

The Ultimate Brochure Box

1 each :\$29.95 ea. 2-5 each: \$24.95 ea. Multiples of 6: \$19.95 ea.

- Nicely Curved Front** The entire front of the box is clear, allowing for an 8 1/2"x11" brochure sheet to be fully displayed.
- Keeps Brochures Dry** Your brochures are suspended off the bottom of the box as well as enclosed on both sides by guard rails. A small opening placed in the back and rear of the box ensures that condensation will not build up and pool in the bottom of the box. Our spring loaded lid ensures a "snap shut" closing every time.
- A Nice Extra Feature** Twenty business cards will fit neatly in a holder inside the brochure box.
- Attaches Easily without holes** Our clamping system is the simplest to use. Our brochure box clamps with pressure to the outside of our frames in seconds! Clamps are \$6.40 ea. if purchased separately.
- Absolutely Tough!** Constructed of polycarbonate, and will not rust.
- Clear Plastic Sheet** imprinted in one color with dba.

Qty. Identical	6	12	24	48
cost per sheet	\$7.00	4.70	3.60	3.10

Brochure Box Clamps for Swingposts if purchased separately



#840 Swingpost \$6.40 ea.
#880 Swingpost \$6.40 ea.

Use with
#840
swingpost

Use with #880
or wooden
swingpost



Single Stake
Frame
\$6.40 ea

Showcase Your Next
Open House with
featherflags

- Visible from a block away.
- Increase buyer traffic by as much as 50%.
- Lightweight & compact. Easy storage & install.
- Easy assembly flag/pole kit with compact carrying bag.
- Installs in minutes with ground stake (included)
- Ship from our Los Angeles facility.

Flag Prices		Custom Prices	
1	\$68.90	1	N/A
6	\$57.40	6	\$80.40
12	\$57.40	12	\$68.90
25	\$51.70	25	\$57.40
50	\$51.70	50	\$51.70
100	\$48.90	100	\$48.90

